



AIR CONDITIONING



REFRIGERATION



HEATING



hi-flow 1L & 2L

CONDENSATE REMOVAL PUMP

Proven reliability and performance. The evolution of this world class tank pump means it's more engineer focused and even easier to install and maintain... when time is precious look no further.



288L/h max. flow



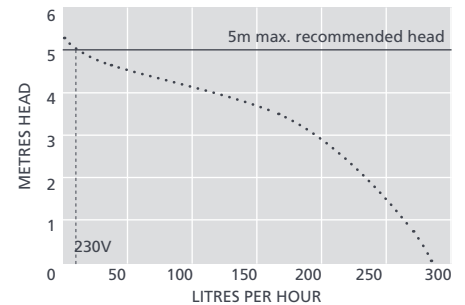
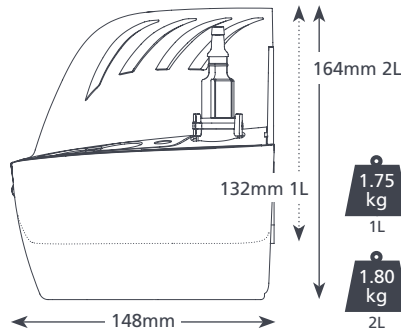
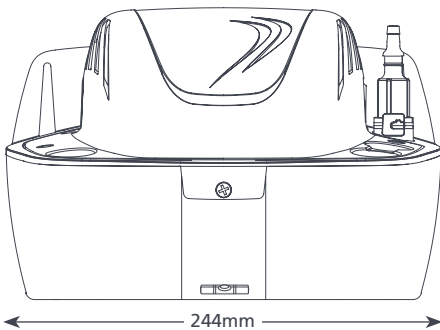
5m max. rec. head (flow rate 10L/h)

KEY FEATURES

- Easy access tank
- Twist & click non return outlet barb
- Built-in spirit level

SUITABILITY

- Up to 384kW / 1.3m Btu/h
- Ducted units; Floor standing & Chassis units; Cassette unit



HI-FLOW 1L & 2L SPECIFICATIONS

Max. flow	288L/h @ 0 head
Max. rec. head	5m
Tank capacity	1L & 2L
Sound level@1m	55dB(A)
Power supply	230V AC 50-60Hz 0.6A*
Rated	Continuously
Class	I appliance
Max. output	384kW / 1.3m Btu/h
Max. water temp	40°C / 104°F
Inlet/outlet	x3 27mm in, 6-10mm out
IP Protection	IPX0
Safety switch	3.0A Normally closed
Thermal protection	✓
Fully potted	n/a
Self priming	n/a

HI-FLOW 1L & 2L OPTIONS

Hi-flow 1L	FP2096/2
Hi-flow 2L	FP2122/2
Hi-flow white 1L	FP2551
Hi-flow white 2L	FP2552



Hi-flow white

* Other voltages available

SUGGESTED XTRA ACCESSORIES

Description	Part No.
Tank pump connector 16mm-21mm	FP2011
Tube To Soil Stack Adaptor	FP2038
Vinyl Tube Braided 1/4" (6mm)	AX5110

Xtra For more installation accessories take a look at our Aspen Xtra range

IN THE BOX

Hi-flow 1L or 2L pump • 2m Plug & play power cable • 2 StayClean tablets • Fixing kit • Install manual

Download manual at aspenspumps.com

View install video at aspenspumps.com

Information correct at time of going to press.